



BONSMARA BEESTELERSGENOOTSAP VAN SA

Saamgestel deur die Suid-Afrikaanse Stamboek- en Veeverbeteringsvereniging

Stamboek- en Prestasiedata korrek gesertifiseer

Veilingsdatum: 19/05/2010

Data soos op 05/05/2010 15:50:04

EXPLANATION OF ABBREVIATIONS IN CATALOGUE

VERDUIDELIKING VAN AFKORTINGS IN KATALOGUS

Birth details	BIRTH	GEBOORTE	Geboorte Besonderhede
Growth traits	GROWTH RATE	GROEIVERMOë	Groei Eienskappe
Efficiency traits	EFFICIENCY	DOELTREFF	Doeltreffendheids eienskappe
Body measurements	MEASURE	MATES	Liggaamsmates
Reproduction traits	REPROD	REPROD	Reproduksie eienskappe
Detail of parents	PARENTS	OUERS	Inligting van ouers

Lot number	Lot	Lot	Lotnommer
Seller	Seller	Verkoper	Verkoper
Identification number	ID	ID	Identifikasienommer
Generation/Section of Herdbook	Gen	Gen	Generasie/Afdeling van kuddeboek
Award received	Aw/Award	Toek	Toekenning ontvang
Phase tested	Phase	Fase	Fase getoets
Contemporaries in test	Cont	Tydg	Tydgenote in toets
Weight in kilogram	Wgt	Gew	Gewig in kilogram
Index	Ind	Ind	Indeks
Accuracy of breeding value	Acc	Akk	Akkuraatheid van teelwaarde

BREEDING VALUES		TEELWAARDES	
Birth direct (kg)	Birth Dir	Geb Dir	Geboorte direk (kg)
Birth maternal (kg)	Birth Mat	Geb Mat	Geboorte maternaal (kg)
Wean direct (kg)	Wean Dir	Speen Dir	Speen direk (kg)
Wean maternal (kg)	Wean Mat	Speen Mat	Speen maternaal (kg)
12 Months (kg)	12M	12M	12 Maande (kg)
18 Months (kg)	18M	18M	18 Maande (kg)
Average daily gain (g/day)	ADG	GDT	Gemiddelde daaglikse toename (g/dag)
Mature weight (kg)	Matur Wgt	Volw Gew	Volwasse gewig (kg)
Feed conversion ratio	FCR	VOV	Voeromsetverhouding
Average daily feed intake	DFI	GDI	Gemiddelde daaglikse voer inname
Feedlot profit (Rands and cents)	Feed Prof	Voer Wins	Voerkraalwins (Rande en sente)
Height (mm)	Hgt	Hgt	Hoogte (mm)
Length (mm)	Lgt	Lgt	Lengte (mm)
Calving tempo (calves)	Calf Temp	Kalf Temp	Kalftempo (kalwers)
Scrotal circumference (mm)	SC	SO	Skrotum omvang (mm)

Skin thickness in millimetres	Skin	Vel	Veldikte in millimeter
Length: Height ratio	L:H	L:H	Lengte: Hoogteverhouding
Age at 1st calving in months	AFC (m)	OEK (m)	Ouderdom 1ste kalf in maande
Average Inter-calving period in days	ICP	TKP	Gemiddelde Tussenkalfperiode in dae
Age in years and months	Age	Oud	Ouderdom in jare en maande
Number of calvings	Calv	Kalw	Aantal kalwings
Average Wean index	Ave WI	Gem SI	Gemiddelde Speenindeks
Number of calves	Calf	Kalf	Aantal kalwers
Days open since last calving	Days Open	Dae Oop	Dae oop sedert laaste kalwing
Reproduction index	R.I.	R.I.	Reproduksie Indeks
Calf information	Calf	Kalf	Kalf informasie



BONSMARA CATTLE BREEDERS' SOCIETY OF SA

Compiled by the South African Stud Book and Livestock Improvement Association

Pedigree- and Performance data certified correct

Auction Date: 19/05/2010
Data as on 05/05/2010 15:50:04

BULLS

Lot	Seller	ID	Sec	Phase	BIRTH		GROWTH RATE					EFFICIENCY			MEASURE			REPROD		PARENTS						BREEDER OWN REMARKS						
					Birth Dir	Birth Mat	Wean Dir	Wean Mat	12M	18M	Matur Wgt	ADG	FCR	DFI	Feed Prof	Hgt	Lgt	Skin (mm)	Calf Temp	SC	Sire		Dam									
					Acc	Acc	Acc	Acc	Acc	Acc	Acc	Acc	Acc	Acc	Acc	Acc	Acc	Acc	Acc	ID	ID	AFC (m)	Age	Ave WI	R.I.							
Aw	Cont	Wgt	Date	Wgt	Ind	Ind	Ind	Ind	Ind	Ind	Ind	Ind	Ind	Ind	Ind	Ind	Ind	Ind	Ind	Ind	Ind	Ind	Ind	Ind	Ind	Ind	Ind	Ind	Ind	Ind	Ind	Ind
1	BRISTOW FARMING	JRB 04 0008	SP	B	1.19 93	0.63 68	8.8 83	1.3 68	19.6 84	25.2 84	9.0 67	118 67	-133 67	371 67	41.21 67	10 67	11 67	-	38.00 52	2.2 67	JRB 000054	JRB 01 0072	30	7	99	101						
					36	06.05.04	214	100	100	100		-	-		-	-	-		-		-	-	448	5	5							
2	BRISTOW FARMING	MEN 05 0216	SP	D	-0.24 35	1.38 29	2.9 31	4.4 29	16.0 28	24.1 38	4.0 27	16 35	-6 26	-50 26	10.61 33	1 41	-1 35	14	54.00 34	-5.2 39	BBB 010423	MEN 00 0030	25	9	107	114						
					40	25.11.05	250	95	-	-		113	-			1190	1379	1.16		312	-	-	392	7	7							
3	BRISTOW FARMING	JRB 06 0028	SP	B	0.31 35	0.32 30	3.1 31	0.1 30	6.2 37	6.8 38	-6.0 27	14 27	37 27	-32 27	1.35 27	-6 27	-6 27	-	47.00 45	4.5 27	JRB 01 0025	JRB 02 0167	30	6	100	112						
					36	15.05.06	197	100	105	95		-	-			-	-	-		-	-	-	370	4	2							
4	BRISTOW FARMING	JRB 06 0066	SP	D	1.14 34	0.96 28	12.3 30	4.7 28	30.1 27	40.1 28	15.0 25	94 34	-95 25	323 25	43.85 31	9 40	17 34	-	50.00 35	-6.1 38	JRB 020126	JRB 04 0015	27	5	113	95						
					35	12.10.06	245	113	-	-		113	-			1187	1395	1.18		325	-	-	557	3	2							
5	BRISTOW FARMING	JRB 06 0036	B	B	0.64 30	0.49 26	-2.6 23	2.7 25	-1.1 33	-0.5 34	-12.0 13	-23 13	18 13	-178 13	5.95 13	-8 13	-15 13	-	24.00 33	0.3 13	JRB 020166	JRB 03 0112	*	*	103	99						
					35	21.05.06	190	97	92	95		-	-			-	-	-		-	-	-	438	4	2							
6	BRISTOW FARMING	JRB 06 0172	B	B	-1.13 31	0.97 27	-1.9 22	5.1 26	1.0 30	0.6 34	-6.0 13	20 13	-42 13	-20 13	18.99 13	-8 13	-7 13	-	14.00 37	-1.6 13	JRB 01 0135	JRB 930279	*	*	103	101						
					35	08.05.06	208	102	101	90		-	-			-	-	-		-	-	-	433	4	3							
7	BRISTOW FARMING	JRB 06 0180	B	B	-0.96 31	0.94 27	0.3 22	5.4 26	13.3 33	16.5 35	5.0 13	43 13	-37 13	113 13	9.76 13	-3 13	0 13	-	14.00 37	0.5 13	JRB 01 0135	JRB 99 0338	*	*	113	116						
					35	09.06.06	228	114	111	97		-	-			-	-	-		-	-	-	364	5	4							
8	VHEMBE BONSMARA	VVB 06 0158	B	B	-0.33 25	0.11 21	-5.8 13	0.9 13	-3.6 13	-4.2 13	-17.0 13	-33 13	16 13	-237 13	10.06 13	-10 13	-19 13	-	24.00 33	-0.6 13	JRB 020166	VVB 04 0001	*	*	100	-						
					30	07.07.06	201	100	100	100		-	-			-	-	-		-	-	-	-	1	1							

0.06	-0.06	3.1	0.9	9.2	11.6	4.7	53	-61	136	8.4	-4	4		40.1	6.4
------	-------	-----	-----	-----	------	-----	----	-----	-----	-----	----	---	--	------	-----

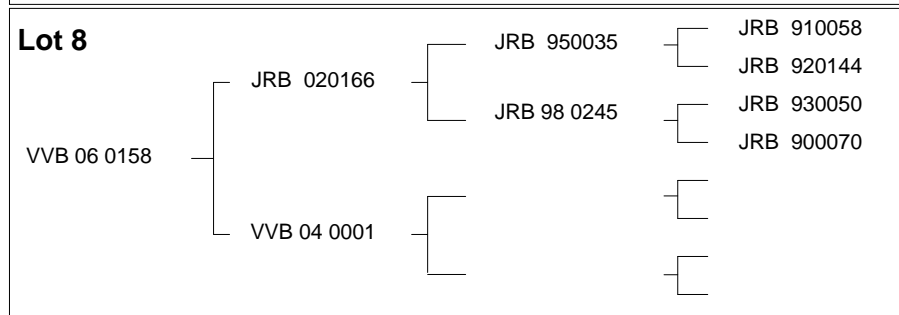
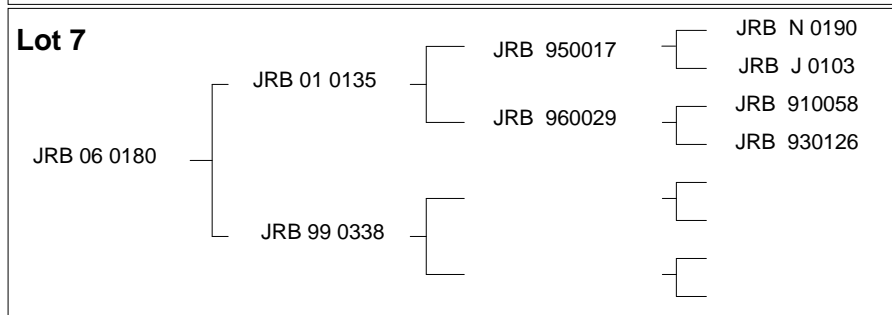
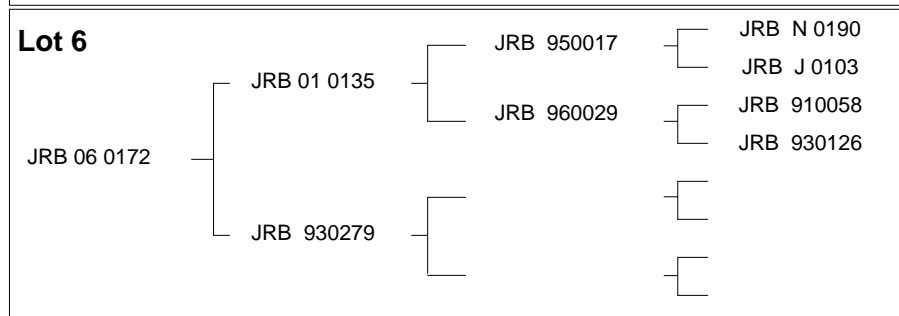
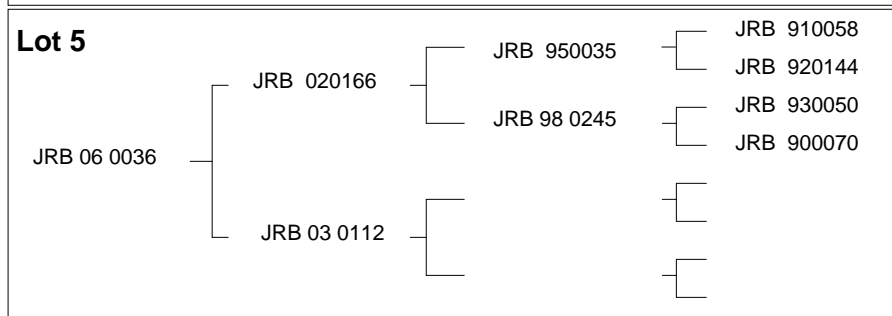
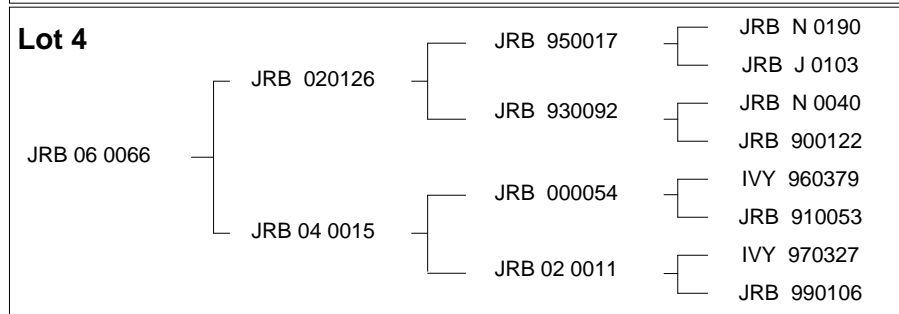
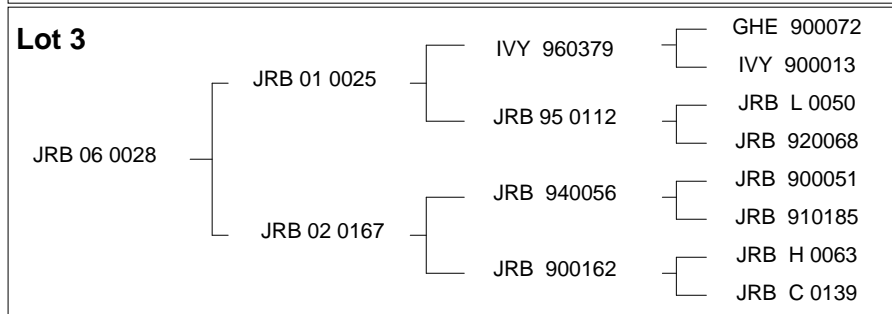
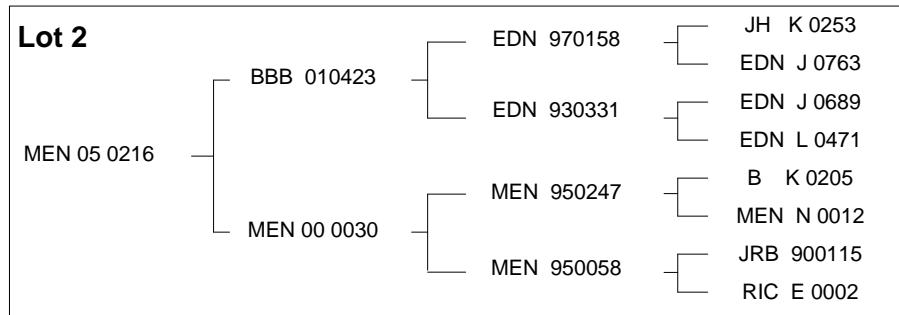
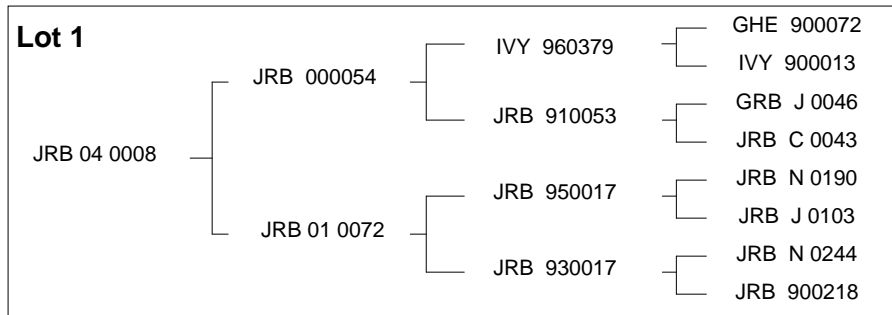


BONSMARA CATTLE BREEDERS' SOCIETY OF SA

Compiled by the South African Stud Book and Livestock Improvement Association

Pedigree- and Performance data certified correct

Auction Date: 19/05/2010
Data as on 05/05/2010 15:50:04





BONSMARA BEESTELERSGENOOTSAP VAN SA

Saamgestel deur die Suid-Afrikaanse Stamboek- en Veeverbeteringsvereniging

Stamboom- en Prestasiedata korrek gesertifiseer

Veilingsdatum: 19/05/2010
Data soos op 05/05/2010 15:50:09

BULLE

Lot	Verkoper	ID	Afd	Fase	GEBORTE		GROEIVERMOË					DOELTREFF			MATES			REPROD		OUERS						TELER SE EIE OPMERKINGS	
					Geb Dir	Geb Mat	Speen Dir	Speen Mat	12M	18M	Volw Gew	GDT	VOV	GDI	Voer Wins	Hgt	Lgt	Vel (mm)	Kalf Temp	SO	Vaar		Moer				
					Akk	Akk	Akk	Akk	Akk	Akk	Akk	Akk	Akk	Akk	Akk	Akk	Akk	Akk	Akk	Akk	ID	ID	OEK (m)	Oud	Gem SI		R.I.
Toek	Tydg	Gew	Datum	Gew	Ind	Ind	Ind	Ind	Ind	Ind	Ind	Ind	Ind	Ind	Ind	(mm)	(mm)	L:H	(mm)	Toek	Toek	TKP	Kalw	Kalf			
9	BRISTOW FARMING	JRB 07 0300	B	D	-1.58 24	1.01 25	-4.8 23	4.8 26	-2.1 22	-1.1 31	-16.0 13	42 29	-61 13	60 13	21.00 25	-2 37	-7 29	13	12.00 10	7.5 35	JRB 01 0135	JRB 00 0235	*	*	97	95	
				16	-	03.01.07	177	90	-	-		103	-			1164	1305	1.12		348	-	-	456	5	4		
10	BRISTOW FARMING	AM 06 0024	SP	D	0.48 35	0.30 30	7.2 32	3.7 30	11.1 29	14.3 29	-14.0 28	-6 35	13 28	-162 28	1.04 33	-23 41	-11 35	-	41.00 41	-2.4 39	CX 990189	AM 02 0006	30	8	108	114	
				20	36	05.10.06	257	102	-	-		113	-			1144	1341	1.17		323	-	-	357	6	5		
11	BRISTOW FARMING	AM 07 0011	SP	B	1.01 35	0.30 30	8.7 32	3.7 30	13.3 37	17.0 38	-11.0 28	-4 28	58 28	-83 28	-21.45 28	-17 28	-5 28	-	41.00 41	5.4 28	CX 990189	AM 02 0006	30	8	108	114	
				5	42	24.08.07	287	94	97	98		-	-	-	-	-	-	-	41	28	-	-	357	6	5		
12	BRISTOW FARMING	JRB 07 0009	SP	B	-0.31 35	-0.57 30	5.4 32	1.7 30	14.3 37	16.2 39	22.0 28	104 28	-175 28	294 28	31.97 28	0 28	8 28	-	47.00 56	5.7 28	PER 00 0077	JRB 02 0211	25	7	108	119	
				23	38	22.04.07	250	112	107	103		-	-	-	-	-	-	-	47	28	-	-	358	6	3		
13	BRISTOW FARMING	JRB 07 0013	SP	B	-0.70 35	1.73 30	2.6 32	6.5 30	10.8 37	14.6 39	5.0 28	59 28	-96 28	163 28	33.07 28	-14 28	-8 28	-	37.00 47	0.6 28	JRB 01 0135	JRB 99 0192	34	10	104	104	
				23	37	25.04.07	232	103	104	101		-	-	-	-	-	-	-	37	28	-	-	401	7	7		
14	BRISTOW FARMING	JRB 07 0027	SP	B	-1.17 35	1.66 30	-4.2 31	6.9 30	-2.3 37	-0.6 38	-36.0 28	6 28	-4 27	-54 27	30.61 27	-14 28	-17 28	-	39.00 45	-3.9 28	JRB 01 0135	JRB 03 0092	29	6	100	117	
				23	34	01.05.07	205	90	98	98		-	-	-	-	-	-	-	39	28	-	-	346	5	3		
15	BRISTOW FARMING	JRB 07 0029	SP	B	-0.79 34	1.61 29	-1.7 31	3.3 29	2.5 37	7.1 38	-17.0 27	63 27	-123 27	42 27	52.71 27	-13 27	-15 27	-	30.00 44	-3.2 27	JRB 01 0135	JRB 04 0055	29	5	90	87	
				23	32	02.05.07	203	90	92	96		-	-	-	-	-	-	-	30	27	-	-	722	2	1		
16	BRISTOW FARMING	JRB 07 0039	SP	B	-0.07 35	0.49 29	1.1 31	3.0 29	9.2 37	13.5 38	-12.0 27	-34 27	124 27	-144 27	-18.07 27	-9 27	-9 27	-	39.00 41	-3.8 27	JRB 03 0025	JRB 02 0241	24	6	91	119	
				23	34	12.05.07	222	99	107	103		-	-	-	-	-	-	-	39	27	-	-	371	5	3		

0.06	-0.06	3.1	0.9	9.2	11.6	4.7	53	-61	136	8.4	-4	4	40.1	6.4
------	-------	-----	-----	-----	------	-----	----	-----	-----	-----	----	---	------	-----

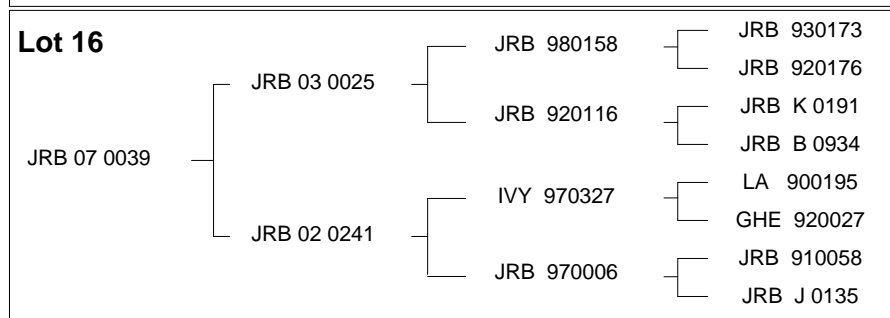
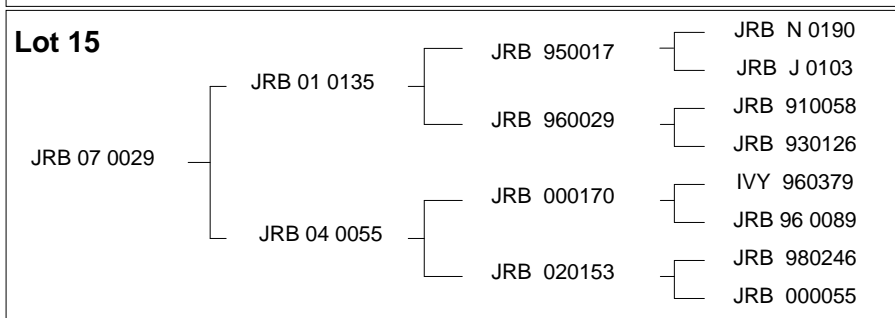
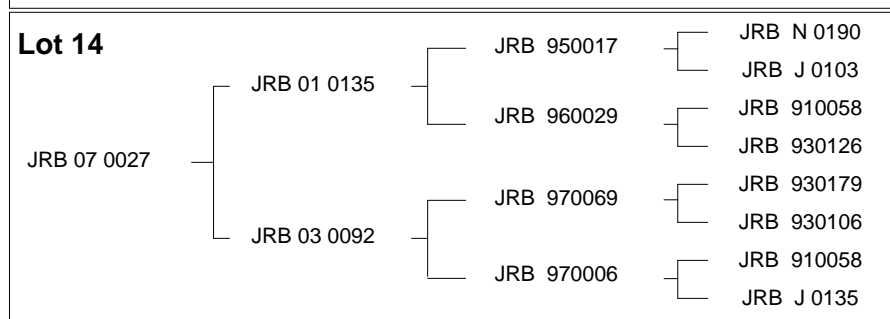
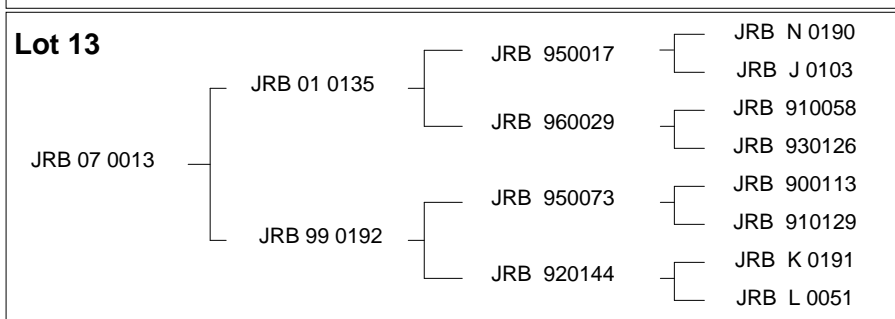
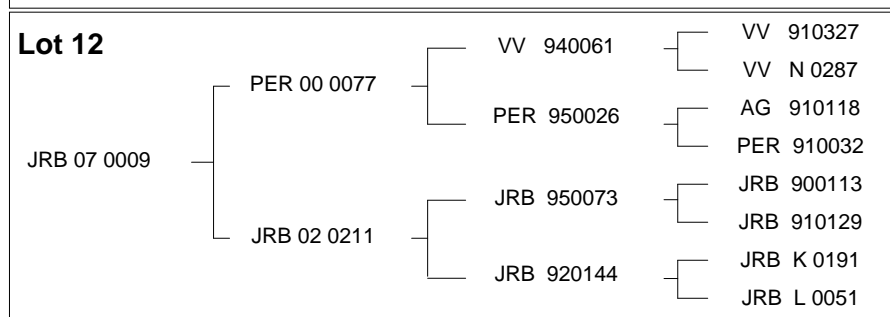
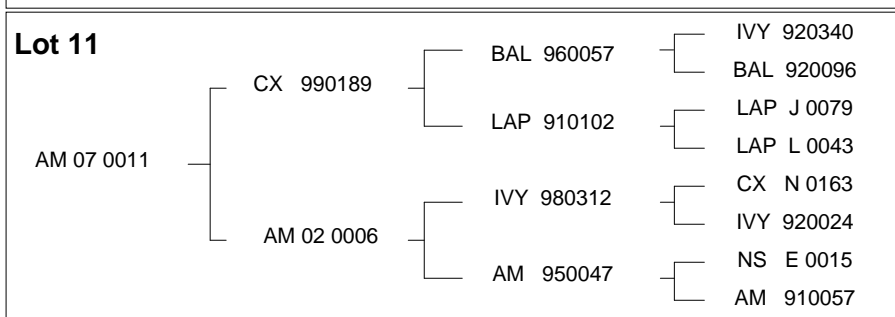
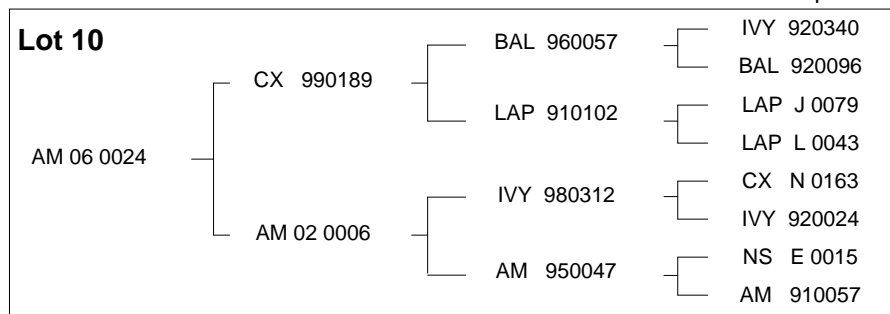
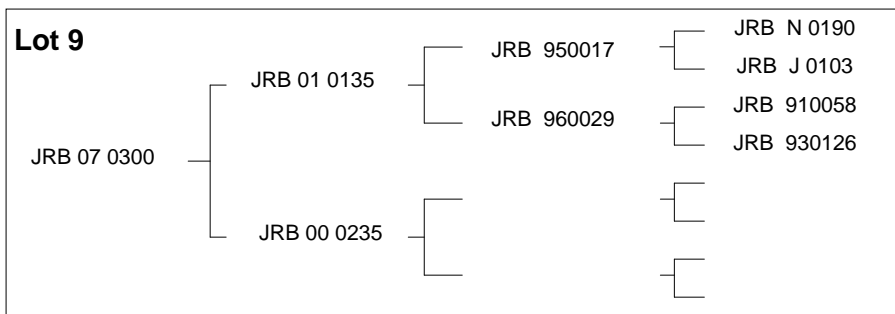


BONSMARA BEESTELERSGENOOTSKAP VAN SA

Saamgestel deur die Suid-Afrikaanse Stamboek- en Veeverbeteringsvereniging

Stamboom- en Prestasiedata korrek gesertifiseer

Veilingsdatum: 19/05/2010
Data soos op 05/05/2010 15:50:09





BONSMARA CATTLE BREEDERS' SOCIETY OF SA

Compiled by the South African Stud Book and Livestock Improvement Association

Pedigree- and Performance data certified correct

Auction Date: 19/05/2010
Data as on 05/05/2010 15:50:12

BULLS

Lot	Seller	ID	Sec	Phase	BIRTH		GROWTH RATE					EFFICIENCY			MEASURE			REPROD		PARENTS						BREEDER OWN REMARKS	
					Birth Dir	Birth Mat	Wean Dir	Wean Mat	12M	18M	Matur Wgt	ADG	FCR	DFI	Feed Prof	Hgt	Lgt	Skin (mm)	Calf Temp	SC	Sire		Dam				
					Acc	Acc	Acc	Acc	Acc	Acc	Acc	Acc	Acc	Acc	Acc	Acc	Acc	Acc	Acc	ID	ID	AFC (m)	Age	Ave WI	R.I.		
Aw	Cont	Wgt	Date	Wgt	Ind	Ind	Ind	Ind	Ind	Ind	Ind	(mm)	(mm)	L:H	(mm)	(mm)	Aw	Aw	ICP	Calv	Calv						
17	BRISTOW FARMING	JRB 07 0043	SP	B	-1.20 35	0.62 30	0.2 31	3.4 30	-2.5 28	-5.2 28	-12.0 28	-43 28	124 27	-229 27	-9.91 27	-9 28	-15 28	-	41.00 40	-5.1 28	JRB 020104	BBM 03 0082	29	6	100	115	
				23	35	14.05.07	219	102	103	100		-	-		-	-	-	-	-	-	-	-	354	5	4		
18	BRISTOW FARMING	JRB 07 0055	SP	B	-0.04 35	1.53 30	3.4 32	7.7 31	18.8 38	24.0 39	10.0 28	76 28	-72 28	197 28	29.27 28	-7 28	-7 28	-	48.00 48	3.2 28	JRB 01 0135	JRB 950198	30	12	107	108	
				23	38	21.05.07	259	117	117	106		-	-		-	-	-	-	-	-	-	-	401	10	9		
19	BRISTOW FARMING	JRB 07 0063	SP	B	0.64 35	0.70 29	7.3 31	1.3 29	15.0 37	18.2 38	0.0 26	2 27	59 26	-16 26	-1.20 26	-2 27	-2 27	-	39.00 39	-4.1 27	JRB 03 0025	JRB 03 0082	30	6	96	112	
				23	36	29.05.07	221	98	105	107		-	-		-	-	-	-	-	-	-	-	372	4	3		
20	BRISTOW FARMING	JRB 07 0053	SP	B	1.11 35	1.03 30	5.7 32	3.6 30	12.2 37	15.6 39	0.0 27	18 27	111 27	107 27	-10.81 27	1 28	1 27	-	25.00 43	-3.6 27	JRB 03 0025	JRB 950052	28	12	105	112	
				23	38	21.05.07	249	111	98	96		-	-		-	-	-	-	-	-	-	-	386	10	9		
21	BRISTOW FARMING	JRB 07 0071	SP	B	0.34 35	0.63 30	5.2 32	1.3 30	13.9 37	18.7 38	-1.0 28	8 27	81 27	-13 27	-2.29 27	1 27	-2 27	-	45.00 42	-6.8 27	JRB 03 0025	JRB 01 0032	27	8	103	111	
				11	37	08.06.07	244	102	107	110		-	-		-	-	-	-	-	-	-	-	399	6	5		
22	BRISTOW FARMING	JRB 07 0077	SP	B	0.44 35	1.03 30	3.6 32	3.7 30	10.9 37	12.2 39	-10.0 27	9 28	136 27	110 27	-10.73 27	-3 28	-3 28	-	34.00 43	-4.2 28	JRB 03 0025	JRB 95 0020	28	14	98	112	
				11	37	12.07.07	261	110	103	106		-	-		-	-	-	-	-	-	-	-	382	12	12		
23	BRISTOW FARMING	JRB 07 0079	SP	B	-0.45 34	1.63 29	-0.2 31	3.9 29	2.5 37	6.3 38	-12.0 27	61 27	-119 27	58 27	50.72 27	-14 27	-14 27	-	35.00 44	-2.5 27	JRB 01 0135	JRB 05 0006	30	3	90	109	
				11	35	13.07.07	218	90	91	93		-	-		-	-	-	-	-	-	-	-	-	1	1		
24	BRISTOW FARMING	JRB 07 0089	SP	B	0.09 34	1.09 29	3.4 31	4.2 30	7.4 37	6.4 38	-5.0 27	-17 27	136 27	12 27	-18.62 27	-13 27	-3 27	-	32.00 42	6.8 27	JRB 01 0075	JRB 05 0002	31	4	108	104	
				11	36	19.08.07	249	105	95	94		-	-		-	-	-	-	-	-	-	-	427	2	2		

0.06	-0.06	3.1	0.9	9.2	11.6	4.7	53	-61	136	8.4	-4	4		40.1	6.4
------	-------	-----	-----	-----	------	-----	----	-----	-----	-----	----	---	--	------	-----

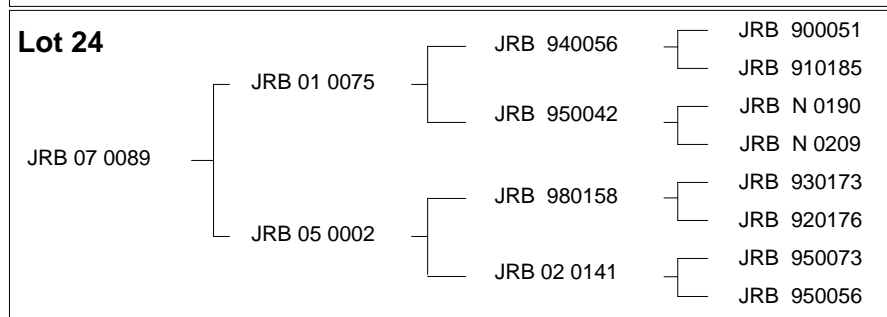
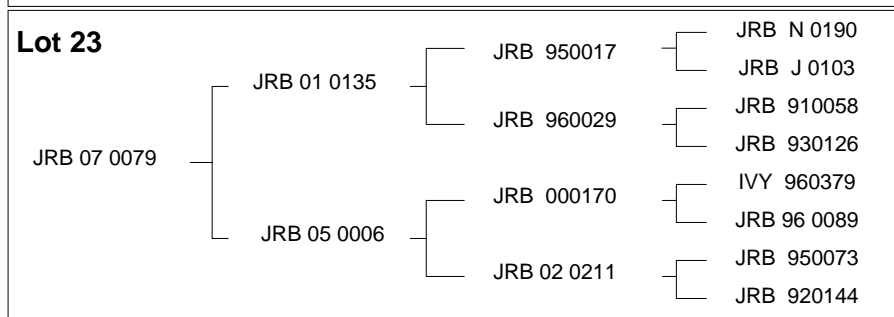
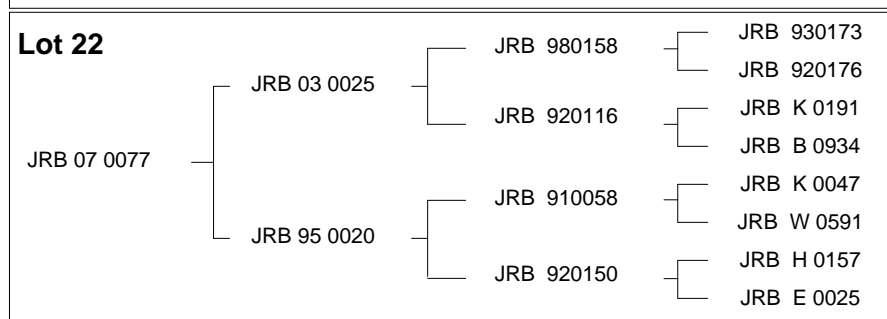
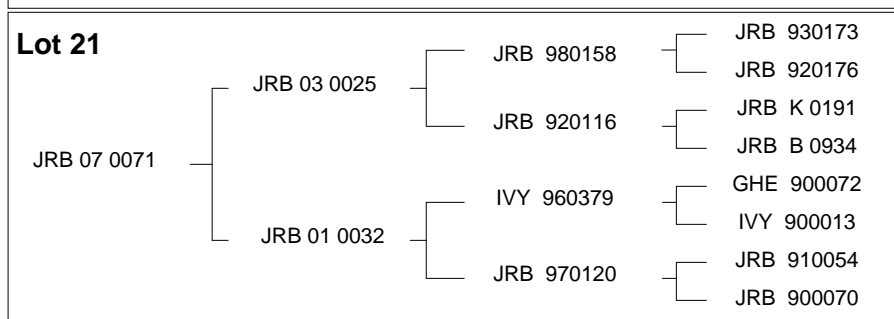
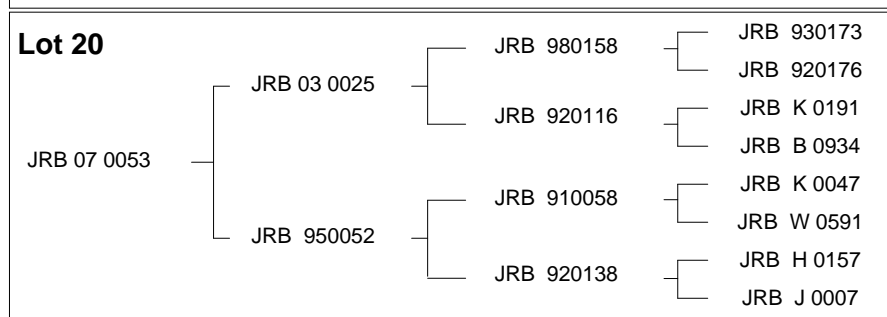
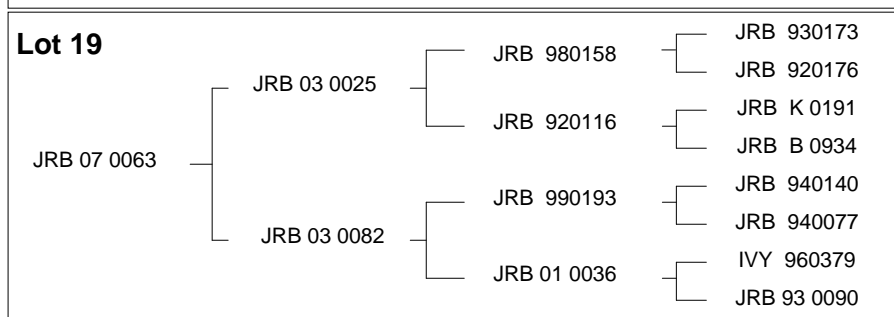
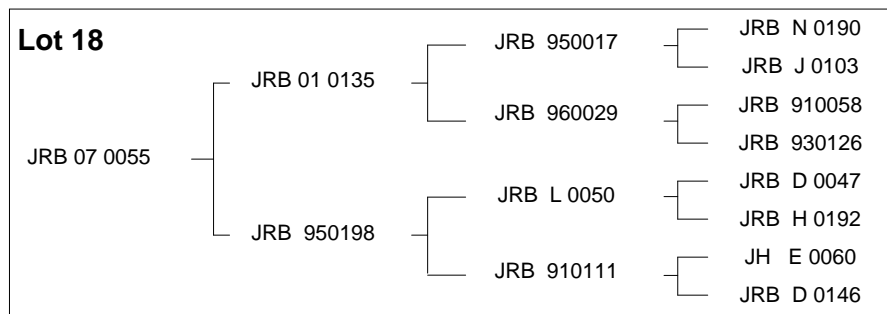
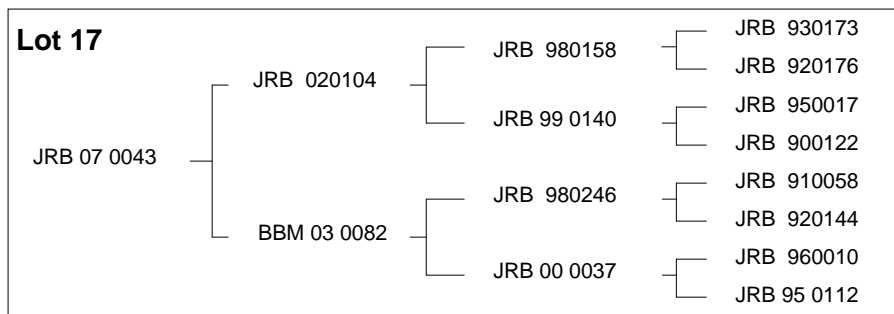


BONSMARA CATTLE BREEDERS' SOCIETY OF SA

Compiled by the South African Stud Book and Livestock Improvement Association

Pedigree- and Performance data certified correct

Auction Date: 19/05/2010
Data as on 05/05/2010 15:50:12





BONSMARA BEESTELERSGENOOTSAP VAN SA

Saamgestel deur die Suid-Afrikaanse Stamboek- en Veeverbeteringsvereniging

Stamboom- en Prestasiedata korrek gesertifiseer

Veilingsdatum: 19/05/2010

Data soos op 05/05/2010 15:50:15

BULLE

Lot	Verkoper	ID	Afd	Fase	GEBORTE		GROEIVERMOË					DOELTREFF			MATES			REPROD		OUERS						TELER SE EIE OPMERKINGS	
					Geb Dir	Geb Mat	Speen Dir	Speen Mat	12M	18M	Volw Gew	GDT	VOV	GDI	Voer Wins	Hgt	Lgt	Vel (mm)	Kalf Temp	SO	Vaar		Moer				
					Akk	Akk	Akk	Akk	Akk	Akk	Akk	Akk	Akk	Akk	Akk	Akk	Akk	Akk	Akk	Akk	ID	ID	OEK (m)	Oud	Gem SI		R.I.
Toek	Tydg	Gew	Datum	Gew	Ind	Ind	Ind	Ind	Ind	Ind	Ind	Ind	Ind	Ind	Ind	(mm)	(mm)	L:H	(mm)	Toek	Toek	TKP	Kalw	Kalf			
25	BRISTOW FARMING	JRB 07 0047	SP	B	-0.62 35	0.63 30	-3.2 31	2.1 30	-7.5 37	-9.8 38	-27.0 28	-45 27	70 27	-243 27	-0.06 27	-24 27	-17 27	-	47.00 43	7.6 27	JRB 01 0075	JRB 02 0191	26	7	102	113	
				23	34	16.05.07	207	91	92	90		-	-		-	-	-		-	-	-	-	390	5	5		
26	BRISTOW FARMING	JRB 07 0091	SP	B	0.07 34	1.02 27	5.5 30	3.4 28	7.3 36	7.2 37	13.0 25	45 26	93 26	267 26	-2.35 26	4 27	6 26	-	35.00 34	4.0 27	JRB 05 0067	JRB 05 0034	27	4	110	101	
				11	35	26.08.07	259	110	91	90		-	-		-	-	-		-	-	-	-	595	2	1		
27	BRISTOW FARMING	JRB 07 0073	B	B	0.99 32	0.98 27	3.2 28	1.3 28	8.6 34	12.3 36	-11.0 25	-1 25	53 25	-40 25	-8.38 25	-17 25	-6 25	-	24.00 41	6.2 25	JRB 01 0075	JRB 04 0271	*	*	101	-	
				11	36	10.06.07	241	101	106	105		-	-		-	-	-		-	-	-	-	1	1			
28	BRISTOW FARMING	JRB 07 0019	B	B	1.10 32	0.19 26	6.4 29	1.0 25	16.4 36	20.0 37	11.0 22	69 21	-48 21	232 21	8.35 21	6 21	9 21	-	34.00 29	5.1 21	JRB 04 0008	JRB 05 0014	26	4	103	114	
				23	35	28.04.07	230	103	103	99		-	-		-	-	-		-	-	-	-	395	3	1		
29	BRISTOW FARMING	JRB 07 0061	B	B	1.45 34	0.60 27	13.1 30	5.2 27	43.5 36	55.2 35	38.0 23	127 25	-5 25	659 25	-14.39 25	21 25	32 25	-	32.00 35	10.8 25	JRB 04 0008	JRB 04 0269	*	*	105	88	
				23	34	24.07.07	228	102	109	122		-	-		-	-	-		-	-	-	-	488	3	2		
30	BRISTOW FARMING	JRB 07 0103	SP	D	-1.07 35	1.69 30	0.8 31	6.7 30	18.4 28	23.8 38	3.0 27	38 35	34 27	144 27	7.21 33	-1 41	2 35	16	28.00 45	-7.5 39	JRB 01 0135	JRB 05 0044	27	3	99	116	
				15	34	09.11.07	255	109	-	-		111	-			1185	1407	1.19		333	-	-	354	2	3		
31	BRISTOW FARMING	JRB 07 0320	B	B	-1.18 30	0.05 26	2.3 21	-0.5 24	18.6 33	22.9 34	22.0 12	37 13	-107 12	83 12	9.08 12	-8 13	0 12	-	25.00 28	5.8 13	JRB 03 0027	JRB 99 0338	*	*	113	116	
				2	34	19.06.07	230	109	101	102		-	-		-	-	-		-	-	-	-	364	5	4		
32	BRISTOW FARMING	JRB 07 0326	B	D	-0.41 30	0.19 25	2.3 28	1.8 25	16.5 26	21.7 37	3.0 25	9 30	-4 18	-50 18	8.97 27	-10 38	-5 30	17	19.00 26	0.7 35	JRB 04 0060	JRB 05 0121	33	4	109	90	
				15	34	27.10.07	203	105	-	-		99	-			1150	1359	1.18		350	-	-	556	2	2		



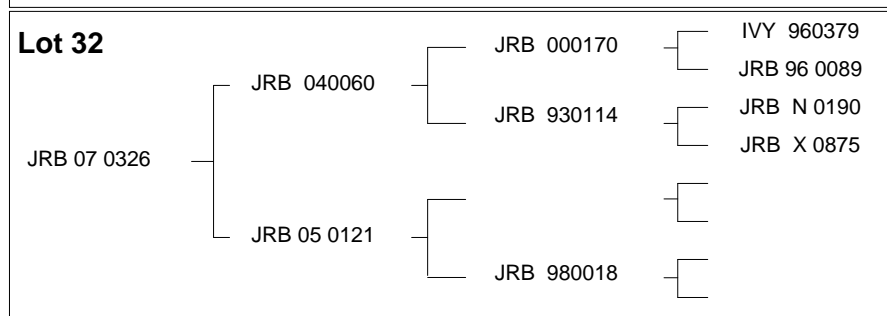
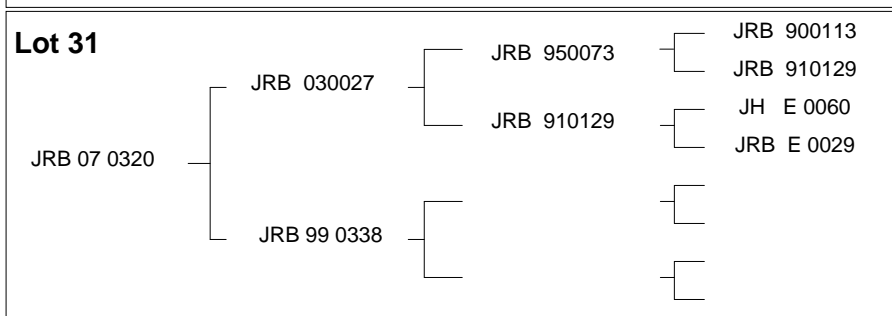
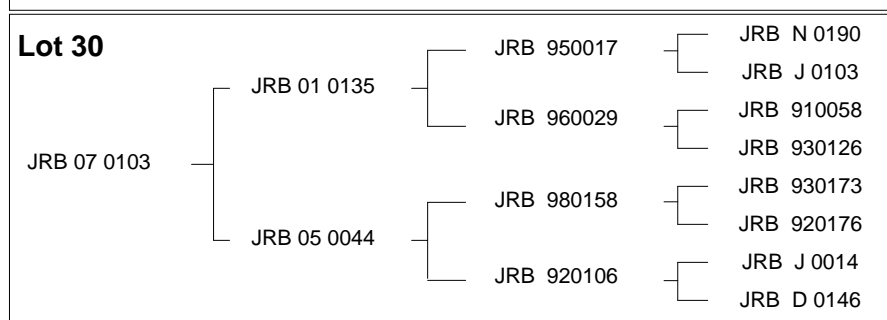
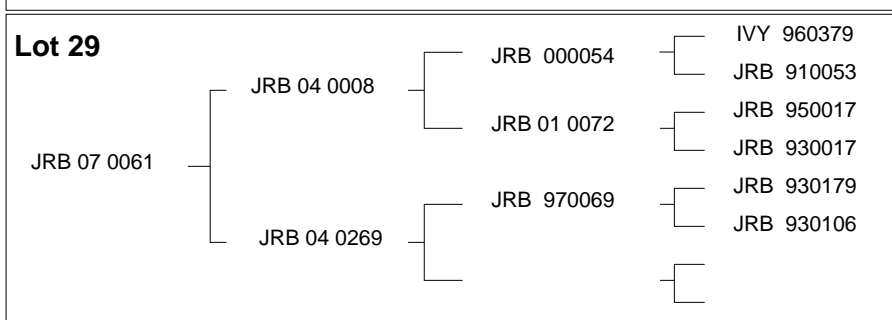
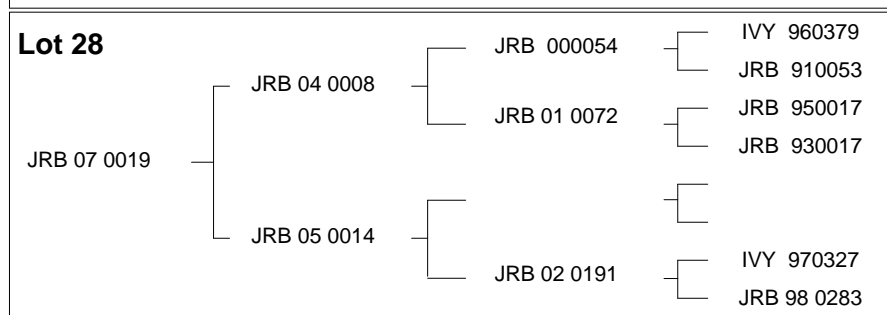
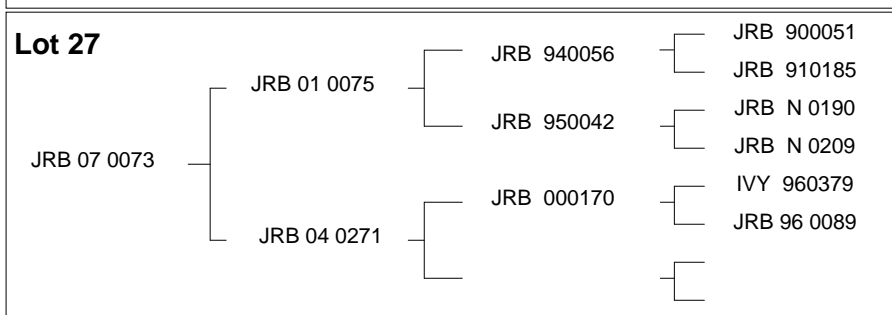
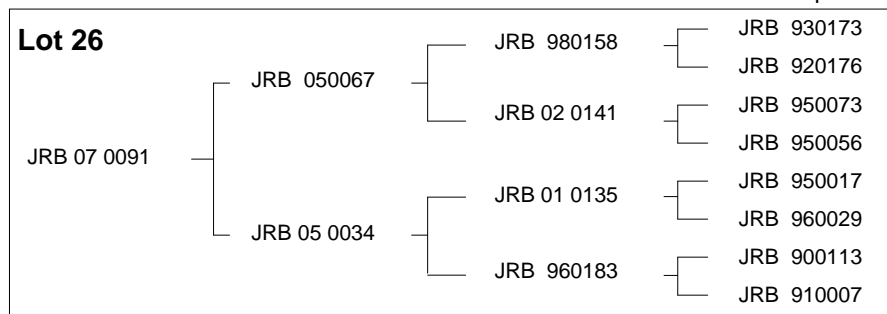
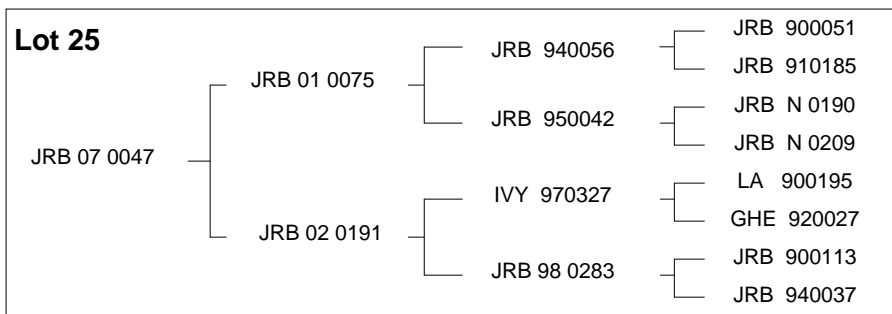
BONSMARA BEESTELERSGENOOTSAP VAN SA

Saamgestel deur die Suid-Afrikaanse Stamboek- en Veeverbeteringsvereniging

Stamboom- en Prestasiedata korrek gesertifiseer

Veilingsdatum: 19/05/2010

Data soos op 05/05/2010 15:50:15





BONSMARA CATTLE BREEDERS' SOCIETY OF SA

Compiled by the South African Stud Book and Livestock Improvement Association

Pedigree- and Performance data certified correct

Auction Date: 19/05/2010
Data as on 05/05/2010 15:50:17

BULLS

Lot	Seller	ID	Sec	Phase	BIRTH		GROWTH RATE					EFFICIENCY			MEASURE			REPROD		PARENTS					R.I.	BREEDER OWN REMARKS	
					Birth Dir	Birth Mat	Wean Dir	Wean Mat	12M	18M	Matur Wgt	ADG	FCR	DFI	Feed Prof	Hgt	Lgt	Skin (mm)	Calf Temp	SC	Sire	Dam					
					Acc	Acc	Acc	Acc	Acc	Acc	Acc	Acc	Acc	Acc	Acc	Acc	Acc	Acc	Acc	ID	ID	AFC (m)	Age	Ave WI			
Aw	Cont	Wgt	Date	Wgt	Ind	Ind	Ind	Ind	Ind	Ind	Ind	(mm)	(mm)	L:H	(mm)	Aw	Aw	ICP	Calv	Calv							
33	BRISTOW FARMING	JRB 070330	B	D	-1.37 32	0.00 27	0.5 26	-0.4 26	11.7 21	14.1 35	15.0 20	5 31	-98 20	-102 20	16.83 28	-15 39	-9 31	18	26.00 29	0.6 36	JRB 030027	JRB 00 0213	*	*	111	86	
				15	36	29.10.07	197	100	-	-		107	-			1170	1341	1.15		359	-	-	498	4	3		
34	BRISTOW FARMING	JRB 07 0045	B	B	0.06 35	-0.20 30	2.3 32	-1.9 30	12.1 37	17.6 38	6.0 28	28 28	46 28	47 28	-6.05 28	-8 28	-8 28	-	12.00 43	-1.2 28	JRB 000116	JRB 01 0132	29	8	102	116	
				23	36	15.05.07	235	105	108	109		-	-			-	-	-		-	-	-	353	7	7		
35	BRISTOW FARMING	JRB 07 0342	B	D	-0.67 31	0.10 26	3.7 26	-0.6 26	19.4 22	25.3 35	23.0 21	20 31	-108 18	41 18	4.31 28	-13 39	-2 31	16	25.00 29	6.8 37	JRB 030027	JRB 980018	*	*	106	108	
				15	38	11.12.07	223	115	-	-		99	-			1170	1384	1.18		360	-	-	400	5	4		
36	VHEMBE BONSMARA	VVB 07 0369	B	B	0.17 34	0.81 29	3.3 30	3.1 29	5.2 27	4.6 37	-2.0 27	-28 27	126 27	-69 27	-17.87 27	-14 27	-4 27	-	22.00 40	4.8 27	JRB 01 0075	VVB 04 0061	*	*	108	83	
				2	35	06.06.07	260	106	102	97		-	-			-	-	-		-	-	-	508	2	2		
37	VHEMBE BONSMARA	VVB 07 0365	B	B	0.46 33	1.14 28	0.9 29	4.0 28	4.9 26	6.3 36	-15.0 25	-60 25	154 25	-212 25	-23.90 25	-17 25	-10 25	-	17.00 40	2.5 25	JRB 01 0075	VVB 04 0043	*	*	106	119	
				2	37	29.05.07	238	94	98	103		-	-			-	-	-		-	-	-	352	3	3		

0.06	-0.06	3.1	0.9	9.2	11.6	4.7	53	-61	136	8.4	-4	4		40.1	6.4
------	-------	-----	-----	-----	------	-----	----	-----	-----	-----	----	---	--	------	-----



BONSMARA CATTLE BREEDERS' SOCIETY OF SA

Compiled by the South African Stud Book and Livestock Improvement Association

Pedigree- and Performance data certified correct

Auction Date: 19/05/2010
Data as on 05/05/2010 15:50:17

